
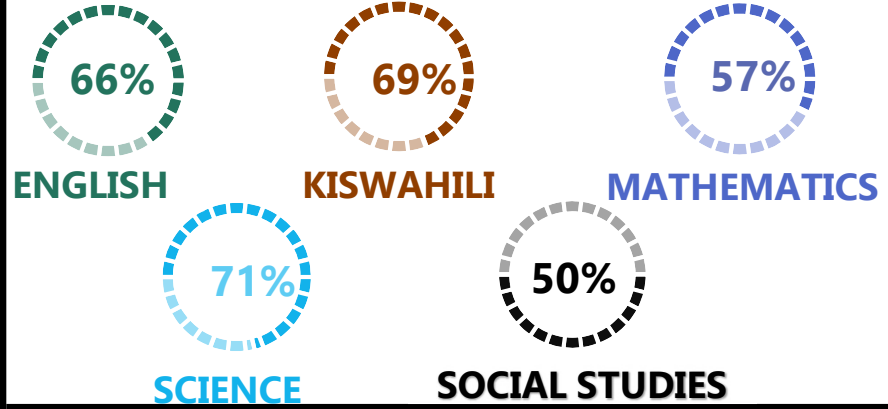






	<h1>ELITE SPRINTS</h1>																																																																																										
<b>REGION: DAR ES SALAAM</b>	<b>SCHOOL AVERAGE: 156.6</b>	<b>BAND</b> 4																																																																																									
<b>DISTRICT: UBUNGO</b>		<b>CATEGORY</b> BELOW 40																																																																																									
<b>SUBJECT PERFORMANCE ANALYSIS</b>																																																																																											
<table border="1" style="width:100%; border-collapse: collapse;"> <thead> <tr> <th>SUBJECT NAME</th> <th>AVG</th> <th>%</th> <th>RNK</th> </tr> </thead> <tbody> <tr><td>SCIENCE</td><td>35.6</td><td>71%</td><td>1</td></tr> <tr><td>KISWAHILI</td><td>34.5</td><td>69%</td><td>2</td></tr> <tr><td>ENGLISH</td><td>32.9</td><td>66%</td><td>3</td></tr> <tr><td>MATHEMATICS</td><td>28.6</td><td>57%</td><td>4</td></tr> <tr><td>SOCIAL STUDIES</td><td>25.0</td><td>50%</td><td>5</td></tr> </tbody> </table> <table border="1" style="width:100%; border-collapse: collapse;"> <thead> <tr> <th>BOYS/GIRLS PASS RATE</th> <th>STD</th> <th>AVG</th> <th>%</th> </tr> </thead> <tbody> <tr><td>BOYS</td><td>17</td><td>0.47</td><td>47%</td></tr> <tr><td>GIRLS</td><td>18</td><td>0.53</td><td>53%</td></tr> </tbody> </table>	SUBJECT NAME	AVG	%	RNK	SCIENCE	35.6	71%	1	KISWAHILI	34.5	69%	2	ENGLISH	32.9	66%	3	MATHEMATICS	28.6	57%	4	SOCIAL STUDIES	25.0	50%	5	BOYS/GIRLS PASS RATE	STD	AVG	%	BOYS	17	0.47	47%	GIRLS	18	0.53	53%																																																							
SUBJECT NAME	AVG	%	RNK																																																																																								
SCIENCE	35.6	71%	1																																																																																								
KISWAHILI	34.5	69%	2																																																																																								
ENGLISH	32.9	66%	3																																																																																								
MATHEMATICS	28.6	57%	4																																																																																								
SOCIAL STUDIES	25.0	50%	5																																																																																								
BOYS/GIRLS PASS RATE	STD	AVG	%																																																																																								
BOYS	17	0.47	47%																																																																																								
GIRLS	18	0.53	53%																																																																																								
<table border="1" style="width:100%; border-collapse: collapse;"> <thead> <tr> <th colspan="6">GRADE ANALYSIS SUMMARY</th> </tr> <tr> <th>SUBJECT NAME/GRADE</th> <th>A</th> <th>B</th> <th>C</th> <th>D</th> <th>E</th> </tr> </thead> <tbody> <tr><td>MATHEMATICS</td><td>2</td><td>12</td><td>17</td><td>4</td><td>0</td></tr> <tr><td>KISWAHILI</td><td>5</td><td>24</td><td>4</td><td>2</td><td>0</td></tr> <tr><td>ENGLISH</td><td>1</td><td>27</td><td>5</td><td>2</td><td>0</td></tr> <tr><td>SCIENCE</td><td>9</td><td>20</td><td>3</td><td>0</td><td>0</td></tr> <tr><td>SOCIAL STUDIES</td><td>0</td><td>4</td><td>25</td><td>6</td><td>0</td></tr> </tbody> </table> <table border="1" style="width:100%; border-collapse: collapse;"> <thead> <tr> <th>OVERALL GRADE ANALYSIS</th> <th>NO.</th> <th>SEATED</th> <th>%</th> </tr> </thead> <tbody> <tr><td>41- 45</td><td>1</td><td rowspan="3">34</td><td>3%</td></tr> <tr><td>30.5 - 40</td><td>18</td><td>53%</td></tr> <tr><td>20.5 - 30</td><td>15</td><td>44%</td></tr> <tr><td>10.5 - 20</td><td>1</td><td rowspan="2">1</td><td>3%</td></tr> <tr><td>0- 10</td><td>0</td><td>0%</td></tr> </tbody> </table>	GRADE ANALYSIS SUMMARY						SUBJECT NAME/GRADE	A	B	C	D	E	MATHEMATICS	2	12	17	4	0	KISWAHILI	5	24	4	2	0	ENGLISH	1	27	5	2	0	SCIENCE	9	20	3	0	0	SOCIAL STUDIES	0	4	25	6	0	OVERALL GRADE ANALYSIS	NO.	SEATED	%	41- 45	1	34	3%	30.5 - 40	18	53%	20.5 - 30	15	44%	10.5 - 20	1	1	3%	0- 10	0	0%	<table border="1" style="width:100%; border-collapse: collapse;"> <thead> <tr> <th colspan="2">BOYS VS GIRLS PASSRATE (%)</th> </tr> </thead> <tbody> <tr> <td style="text-align: center;"> <b>47%</b></td> <td style="text-align: center;"> <b>53%</b></td> </tr> <tr> <td colspan="2" style="text-align: center;"><b>OVERALL PERFORMANCE ANALYSIS</b></td> </tr> <tr><td>REGISTERED</td><td>35</td><td>100%</td></tr> <tr><td>SEATED</td><td>35</td><td>100%</td></tr> <tr><td>ABSENTEES</td><td>0</td><td>0%</td></tr> <tr><td>PASSED</td><td>34</td><td>97%</td></tr> <tr><td>FAILED</td><td>1</td><td>3%</td></tr> <tr><td>SCHOOL POSITION</td><td colspan="2" style="text-align: center;">70</td></tr> <tr><td>TOTAL SCHOOLS</td><td colspan="2" style="text-align: center;">87</td></tr> </tbody> </table>	BOYS VS GIRLS PASSRATE (%)		 <b>47%</b>	 <b>53%</b>	<b>OVERALL PERFORMANCE ANALYSIS</b>		REGISTERED	35	100%	SEATED	35	100%	ABSENTEES	0	0%	PASSED	34	97%	FAILED	1	3%	SCHOOL POSITION	70		TOTAL SCHOOLS	87	
GRADE ANALYSIS SUMMARY																																																																																											
SUBJECT NAME/GRADE	A	B	C	D	E																																																																																						
MATHEMATICS	2	12	17	4	0																																																																																						
KISWAHILI	5	24	4	2	0																																																																																						
ENGLISH	1	27	5	2	0																																																																																						
SCIENCE	9	20	3	0	0																																																																																						
SOCIAL STUDIES	0	4	25	6	0																																																																																						
OVERALL GRADE ANALYSIS	NO.	SEATED	%																																																																																								
41- 45	1	34	3%																																																																																								
30.5 - 40	18		53%																																																																																								
20.5 - 30	15		44%																																																																																								
10.5 - 20	1	1	3%																																																																																								
0- 10	0		0%																																																																																								
BOYS VS GIRLS PASSRATE (%)																																																																																											
 <b>47%</b>	 <b>53%</b>																																																																																										
<b>OVERALL PERFORMANCE ANALYSIS</b>																																																																																											
REGISTERED	35	100%																																																																																									
SEATED	35	100%																																																																																									
ABSENTEES	0	0%																																																																																									
PASSED	34	97%																																																																																									
FAILED	1	3%																																																																																									
SCHOOL POSITION	70																																																																																										
TOTAL SCHOOLS	87																																																																																										

INDEX	NAME	SEX	MATHEMATICS		KISWAHILI		ENGLISH		SCIENCE		SOCIAL STUDIES		TOTAL	AVERAGE	OVR GRADE	SCH POSITION	OVERALL POSITION
1	HERIETH ANACRETUS NZALI	F	47	A	46	A	33	B	47	A	35	B	208	42	A	1	1771.5
2	GIRETA SAROTA MAGESA	F	40	B	42	A	39	B	46	A	34	B	201	40	B	2	2242
3	WILBRIGHT BRAYSON MALISA	M	44	A	37	B	34	B	47	A	27	C	189	38	B	3	2931.5
4	SANIA VICTOR MASANJA	F	34	B	43	A	36	B	41	A	28	C	182	36	B	4	3323
5	CHRISTOPHER MARTIN RUGAIMUKAN	M	35	B	40	B	39	B	43	A	24	C	181	36	B	5	3377
6	MARY JOHN KIMWAGA	F	33	B	41	A	34	B	44	A	25	C	177	35	B	6	3558
7	MITCHELLE CEASER MWAKISOPILE	F	36	B	37	B	34	B	42	A	27	C	176	35	B	7	3605.5
8	ETHAN RICK MBANDA	M	25	C	38	B	36	B	45	A	29	C	173	35	B	8.5	3744
9	MARTHA GRACE NJAWA	F	34	B	38	B	36	B	39	B	26	C	173	35	B	8.5	3744
10	MALCOM SKEWA BUYUNGU	M	38	B	36	B	35	B	35	B	26	C	170	34	B	10.5	3872.5
11	SUHAILA RASHID MASOUD	F	30	C	36	B	41	A	38	B	25	C	170	34	B	10.5	3872.5
12	MARS MARTIN DAI	M	28	C	34	B	34	B	38	B	35	B	169	34	B	12.5	3914.5
13	NASRA ALLI MUSSA MALANGO	F	30	C	37	B	36	B	37	B	29	C	169	34	B	12.5	3914.5
14	ESTER DAUDI WISA	F	32	B	41	A	31	B	36	B	27	C	167	33	B	14	3991.5
15	DAYSHAWN LEWIS KOPWE	M	29	C	30	C	38	B	39	B	30	C	166	33	B	15	4032
16	MACDAVID INNOCENT MGALULA	M	32	B	30	C	37	B	37	B	26	C	162	32	B	16	4189
17	SALOME MARTIN WILLIAM	F	30	C	37	B	37	B	32	B	25	C	161	32	B	17	4228.5
18	NEWTON NELSON MWEMEZI	M	37	B	16	D	37	B	39	B	26	C	155	31	B	18	4427
19	CINDY GEOFREY ZENZE	F	21	C	35	B	31	B	42	A	25	C	154	31	B	19	4462.5
20	DIOMEDES MBEKOMIZE RWEHUMBIZ	M	32	B	38	B	18	D	40	B	24	C	152	30	C	20	4536
21	BENARD EVANCE JOSIAH	M	22	C	38	B	34	B	34	B	23	C	151	30	C	21.5	4569
22	TUSAJIGWE MATHEW MWAIPOLA	F	25	C	35	B	34	B	33	B	24	C	151	30	C	21.5	4569
23	JOEL JUVENAL KANJE	M	33	B	36	B	22	C	33	B	25	C	149	30	C	23	4632
24	COLLIN EVARIST KUNYALANYALA	M	23	C	33	B	32	B	36	B	23	C	147	29	C	24.5	4694.5
25	MAGRETH MARTIN DAI	F	18	D	33	B	35	B	31	B	30	C	147	29	C	24.5	4694.5

INDEX	NAME	SEX	MATHEMATICS		KISWAHILI		ENGLISH		SCIENCE		SOCIAL STUDIES		TOTAL	AVERAGE	OVR GRADE	SCH POSITION	OVERALL POSITION
26	BRIAN RABISANTE MASERA	M	22	C	33	B	25	C	37	B	29	C	146	29	C	26.5	4721.5
27	STEPHANO MKULILA MNEMERA	M	23	C	32	B	33	B	27	C	31	B	146	29	C	26.5	4721.5
28	NAHYA MZEE SALMIN	F	24	C	32	B	34	B	33	B	16	D	139	28	C	28	4889.5
29	DAMIAN DENIS CHRISTOPHER	M	23	C	36	B	33	B	31	B	12	D	135	27	C	29	4978.5
30	GLORY JUMA MSUYA	F	27	C	32	B	30	C	19	D	24	C	132	26	C	30	5023.5
31	GREENER GEORGE SANGU	F	19	D	31	B	29	C	29	C	23	C	131	26	C	31.5	5044.5
32	MWAJUMA SAID JUMA	F	16	D	38	B	35	B	25	C	17	D	131	26	C	31.5	5044.5
33	CLINTON UCHENNA MBANASO	M	24	C	18	D	33	B	32	B	19	D	126	25	C	33	5125
34	CAREEN WILLY MWAFONGO	F	22	C	27	C	28	C	20	D	16	D	113	23	C	34	5263
35	ELIAS MARKO BUDEBA	M	14	D	22	C	18	D	18	D	11	D	83	17	D	35	5382.5